

Old MacDonald Has a Farm

Old MacDonald has a farm
E-I-E-I-O
and on the farm, he has a duck
E-I-E-I-O
with a quack-quack here
and a quack-quack there
here a quack, there a quack,
everywhere a quack-quack
Old MacDonald has a farm
E-I-E-I-O


Repeat with other animals:

Cow/moo-moo, Dog/woof-woof, Pig/oink-oink,
Cat/meow-meow

Craft

You will find the printable craft and instructions on page 3. If you prefer, come to the library and will give you a packet of the entire Rhyme Time Tuesdays activities to take home.






Videos


Old MacDonald Had a Farm/Nursery Rhyme
Present by Rolling Meadows Library_ Rhyme Time Tuesdays
<https://youtu.be/L8mqSEFvjO8>

Old MacDonald Had a Farm/Nursery Rhyme by Super Simple Songs
https://www.youtube.com/watch?v=_6HZOJcx3eo


Books to Read



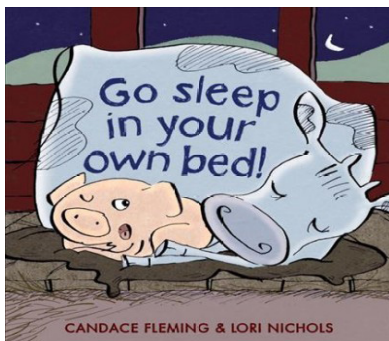
Old MacDonald Had a Farm
by Jane Cabrera




The Greedy Goat
by Petr Horáček




Driving My Tractor
by Jan Dobbins & David Sim



Go Sleep in Your Own Bed
by Candace Fleming & Lori Nichols




Old MacDonald had a Truck
by Steve Goetz
Illustrated by Eda Kaban



Farmyard Beat
by Lindsey Craig
Illustrated by Marc Brown





CRAFT






You will need:

- Glue
- Markers or Crayons
- Scissors
- Cardboard tube (Paper towel or tin foil tube)
- Lunch paper bag

Instructions:

1. Print pages 3 and 4.
2. Color and cut the barn. Add a big X across the door if you wish.
3. Glue the barn to the paper bag.
4. Color, cut and form your animals gluing the tabs together forming a cylinder. OR use the cardboard tube to make your animals, by cutting the tube in six pieces. Color and draw the animal faces, or glue the printed animals around the tube pieces.
5. Press down the top of your animals (cardboard tube or paper) to form their ears. Except for the duck.



GLUE		TAB
GLUE		TAB
GLUE		TAB
GLUE		TAB
GLUE		TAB

