




Once I Saw A Little Bird



Once I saw a little bird
Come hop, hop, hop;
So I cried, "Little bird,
Will you stop, stop, stop?"
And was going to the window
To say, "How do you do?"
But he shook his little tail,
And far away he flew.



Craft

You will find the printable Craft and instructions on page 3. If you don't have a printer, come to the Ask Me Desk and we will print a copy of the craft for you.




Videos


Once I Saw a Little Bird Presented By: Rolling Meadows Library_Rhyme Time Anytime <https://youtu.be/FZKbwQOqUIc>

Five Little Birds by CoCoMelon Nursery Rhymes and Kids Songs
<https://youtu.be/6fLTVrWUtNU>

Books to Read




Ruby's Birds
by Maya Thompson




A House For Every Bird
by Megan Maynor




Birds
by Carme Lemniscates



Birds
by Kevin Henkes



Hooray for Birds!
by Lucy Cousins



Noisy Bird Sing-Along
by John Himmelman


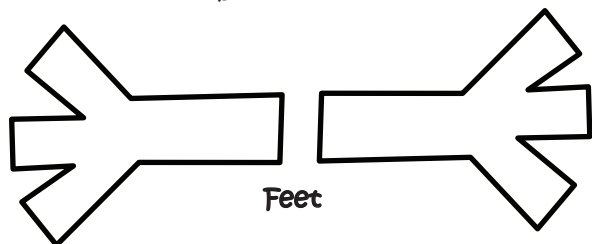
Craft

You will need:

Scissors
Glue stick
Markers

Instructions:

1. Print this page.
2. Trace your hand on the blank side of the print-out. This will be the body of your bird.
3. Draw the eye on the bird and color the bird's body, beak and feet.
4. Cut out the beak, feet and body of your bird.
5. Glue the beak and feet onto the body of the bird.



Trace your hand



Rolling Meadows Library • Youth Services

3110 Martin Lane • Rolling Meadows, IL 60008 • 847-259-6050 x140 • www.rmlib.org



Help the birds get to their nests by tracing along the dotted lines with a pencil.

