

RhymeTime Tuesdays



Teddy Bear, Teddy Bear


Teddy bear, teddy bear, turn around,
Teddy bear, teddy bear, touch the ground,
Teddy bear, teddy bear, reach up high,
Teddy bear, teddy bear, touch the sky,
Teddy bear, teddy bear, bend down low,
Teddy bear, teddy bear, touch your toes,
Teddy bear, teddy bear, go to bed,
Teddy bear, teddy bear, rest your head,
Teddy bear, teddy bear, turn out the lights,
Teddy bear, teddy bear, say "good night."



Craft

You will find the printable craft and instructions on page 3. If you prefer, come to the library and we will give you a packet of the entire Rhyme Time Tuesdays activities to take home.






Videos


Teddy Bear Teddy Bear by: Rolling Meadows Library_ Rhyme Time Tuesdays
<https://youtu.be/sXNrNA5kTtU>

Teddy Bear Teddy Bear by: Teddy Bear | Family Sing Along - Muffin Songs
https://www.youtube.com/watch?v=PpCeMysBE_c


Books to Read




Jamberry
by Bruce Degen




**Baby Bear, Baby Bear,
What Do You See?**
by Bill Martin Jr.
& Eric Carle




We're Going on a Bear Hunt
by Michael Rosen
Illustrated by
Helen Oxenbury



Mother Bruce
by Ryan T. Higgins



Bear Snores On
by Karma Wilson



I Promise
by David McPhail



CRAFT

You will need:

Teddy bear and wristband template
Markers or Crayons
Scissors
Tape



Instructions:

1. Print page 3
2. Color the Teddy Bear and wristband
3. Cut out the Teddy Bear and wristband
4. Tape wristband to back of Teddy Bear
5. Tape the ends of wristband together (Make sure it's not too tight!)
Now you have a Teddy bear bracelet!



wristband template



Rolling Meadows Library • Youth Services

3110 Martin Lane • Rolling Meadows, IL 60008 • 847-259-6050 x140 • www.rmlib.org