



RhymeTime Tuesdays




This Little Piggy


This little piggy went to market,
This little piggy stayed home,
This little piggy had roast beef,
This little piggy had none.
This little piggy went ...
Wee, wee, wee,
all the way home!



Craft

You will find the printable craft and instructions on page 3. If you prefer, come to the library and we will give you a packet of these Rhyme Time Tuesdays activities to take home.





Videos

This Little Piggy Presented By: The Rolling Meadows Library
Rhyme Time Tuesdays <https://youtu.be/AKoUJburcfQ>


This Little Piggy by Mother Goose Club Rhymes for Kids
<https://www.youtube.com/watch?v=6rSLCIF6DPI>

This Little Piggy by CoComelon
<https://www.youtube.com/watch?v=VI5WYUCAPUA>

This Little Piggy Song by Little Baby Bum Nursery Rhymes for Babies
https://www.youtube.com/watch?v=eiouIZu9_WE

The Three Little Pigs and the Big Bad Wolf by Simple Songs
<https://www.youtube.com/watch?v=cgZ&IDXP8>

Books to Read




**The Three Little Pigs:
A Favorite Story In Rhythm
and Rhyme**
by Susan Sandvig Walker




What if, Pig?
by Linzie Hunter




Little Oink
by Amy Krouse Rosenthal




Perfect Piggies
by Sandra Boynton



If You Give a Pig a Pancake
by Laura Numeroff



Pigs
by Sheri Doyle








Craft

You will need:
Scissors
Glue stick
Markers



Instructions:

1. Print this page.
2. Color and cut out each of the 5 pig heads and rectangles.
3. Use your creativity to draw a mouth on each of the pigs.
4. Wrap each rectangle around your finger and glue the end flap to seal. This will be the body.
5. Glue each of the pig faces to the top of a pig body.



Rolling Meadows Library
Youth Services
3110 Martin Lane
Rolling Meadows,
IL 60008
847-259-6050 x140
www.rmlib.org