


Twinkle Twinkle Little Star

Twinkle, twinkle, little star,
How I wonder what you are!
Up above the world so high,
Like a diamond in the sky.
Twinkle, twinkle, little star,
How I wonder what you are!


Twinkle, twinkle, little star,
How I wonder what you are!
Up above the world so high,
Like a diamond in the sky.
Twinkle, twinkle, little star,
How I wonder what you are!



Craft

You will find the printable craft and instructions on page 3. If you prefer, come to the library and will give you a packet of the entire Rhyme Time Tuesdays activities to take home.






Videos

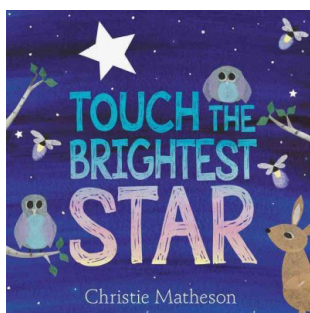
Twinkle Twinkle Little Star by: Rolling Meadows Library_ Rhyme Time Tuesdays
<https://youtu.be/rv7T35VKwEA>

Twinkle Twinkle Little Star by: CoComelon Nursey Rhymes and Kids Songs
<https://www.youtube.com/watch?v=n38kGst16sI>


Books to Read




**Twinkle, Twinkle,
Little Star**
by SYLVIA LONG




Touch the Brightest Star
by Christie Matheson




**Twinkle, Twinkle,
Little Star**
by Jane Taylor




**Twinkle, Twinkle,
Little Star**
by Jane Cabrera



Dream Animals
by Emily Winfield Martin



The Night is for Darkness
by Jonathan Stutzman



CRAFT

You will need:

- paper
- Crayons, colored pencils or markers
- Scissors
- Tape
- Ribbon
- Crepe paper
- Dowel rod, popsicle stick or straw

Instructions:

1. Print and color your star
2. Cut out star
3. Decorate dowel rod, popsicle stick or straw with crepe paper
4. Tape star to dowel rod, popsicle stick or straw Cut out three pieces of ribbon and tape to back of star

Now you have a shooting star!

