







# You've Got Rhythm!

Have you signed up for the Library Summer Reading Challenge *Ocean of Possibilities* yet? Don't wait! Register in-person or on the Beanstack app. For more info come to the Ask Me Desk or call us at 847-259-6050 x140.

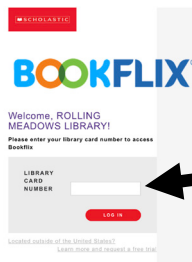
**Story:** *Zin! Zin! Zin!: A Violin* by Bob Barner and *Musical Max* by Robert Kraus illustrated by Jose Aruego & Ariane Dewey

To find this story go to [www.rmlib.org/youth.shtml](http://www.rmlib.org/youth.shtml) or go to the Rolling Meadows Library homepage and find the Quick Link for **Online Resources for Kids**. Here you'll find . Click on the right side under the **Use @ Home?** column.

## Online Resources for Kids


Title	Description	Use @ Home?
 Axis 360	Digital books and audiobooks primarily for children.	Yes
 Book Flix	Books come to life! This early literacy resource pairs storybooks and nonfiction eBooks.	Yes - Click here 
 CultureGrams	Information on over 200 countries and territories with particular emphasis on customs, lifestyles and social conditions. Contains a World Edition, Kids' Edition, States Edition and Provinces Edition.	Yes - Click here

After clicking on **BookFlix** this is the screen you will see



Then enter your library card number

Type *music* into the search box and you'll find *Zin! Zin! Zin!: A Violin*, *Musical Max* and other stories and activities.



## More Stories:

*Never Play Music Right Next to the Zoo* by John Lithgow illustrated by Leeza Hernandez  
<https://www.youtube.com/watch?v=1WyBEQ5Od2M&t=2s>

*Bello the Cello* by Dennis Mathew Illustrated by Samantha Kickingbird & Justin Stier  
<https://www.youtube.com/watch?v=xp8yEejOidc>

*Creepy Crawly Calypso* by Tony Langham illustrated by Debbie Harter & sung by Richard Love  
<https://www.youtube.com/watch?v=f-EsQHr2TQ8>

*Knick Knack Paddy Whack* by Barefoot Books  
<https://www.youtube.com/watch?v=9--t3zl4NkY>

## Song:

*When the Band Comes Marching In* by Super Simple Songs  
<https://www.youtube.com/watch?v=1h6F-YngTi0>

*I am the Music Man* by Kinderlieder [https://www.youtube.com/watch?v=aiMsd\\_KLugk](https://www.youtube.com/watch?v=aiMsd_KLugk)

## Craft: Paper Plate Banjo

You will find the craft and instructions on pages 2 or, come to the library and we will give you a packet of this Storytime to Go including the craft.

## Have fun!

We will have a new *Storytime to Go* available August 1.

 Rolling Meadows Library  
 Youth Services  
 3110 Martin Lane  
 Rolling Meadows, IL 60008  
 847-259-6050 x140 • [www.rmlib.org](http://www.rmlib.org)



## Paper Plate Banjo

You'll need:

two sturdy paper plates  
two to three rubber bands  
one paint stir stick (these are often free at the hardware store)  
tape and glue  
Optional: crayons, markers, stickers (to decorate your banjo)

Instructions:

- Decorate the paper plate if you wish with material you have on hand.
- Glue the two paper plates together.
- Tape the paint stir stick in the middle of the back of the plate, this will be the neck of your banjo.
- Put three to two rubber bands around the plates long ways.

Have fun playing your banjo!



Rolling Meadows Library • Youth Services  
3110 Martin Lane • Rolling Meadows, IL 60008  
847-259-6050 x140 • [www.rmlib.org](http://www.rmlib.org)