


Baa, Baa, Black Sheep

Baa, baa, black sheep,
Have you any wool?
Yes sir, yes sir,
Three bags full.
One for the master,
One for the dame,
And one for the little boy
Who lives down the lane.


Baa, baa, black sheep,
Have you any wool?
Yes sir, yes sir,
Three bags full



Craft

You will find the printable craft and instructions on page 3. If you prefer, come to the library and we will give you a packet of the entire Rhyme Time Tuesdays activities to take home.






Videos


Baa, Baa, Black Sheep -Nursery Rhyme Present by Rolling Meadows Library-Rhyme Time Tuesdays
<https://youtu.be/NqxnK9WUdq>

Baa Baa Black sheep Animated- Mother Goose Club Rhymes for Kids
<https://www.youtube.com/watch?v=XpvsJ4ANFpo>


Books to Read




Brenda is a Sheep
by Morag Hood




Let me Sleep, Sheep!
by Meg McKinlay
Illustrated by Leila Rudge




Sheep Dog and Sheep Sheep Baad Hair Day
by Eric Barclay




You Read to Me, I'll Read to You
Very short Mother Goose tales to read together
by Mary Ann Hoberman
Illustrated by Michael Emberley



Baa Baa Black Sheep
by Megan Borgert-Spaniol
Illustrated by Annie Wilkinson




Baa, Baa, Black Sheep
by Jane Cabrera



CRAFT


You will need:

- Markers or Crayons
- Glue
- Tape
- Scissors
- Black yarn



Instructions:

1. Print this page.
2. Color the sheep's heads with a black marker or crayon
3. Cut out the two sheep
4. Glue the two sheep back to back but do not glue the legs so the sheep can stand up
5. Glue or tape one end of the yarn to the sheep and wrap the yarn around the body of the sheep a few times, or as many as you like it.
6. Open out the legs so the sheep can stand up.
Have Fun!



Rolling Meadows Library
Youth Services
3110 Martin Lane
Rolling Meadows, IL 60008
847-259-6050 x140
www.rmlib.org