

Five Little Monkeys Swinging in the Tree


Five little monkeys swinging in the tree
are teasing Mr. Alligator, "You can't catch me!"
Along comes Mr. Alligator, as quiet as can be...
and SNAPS a monkey out of the tree!
(Repeat with four, three and two little monkeys.)

One little monkey swinging in the tree
is teasing Mr. Alligator, "You can't catch me!"
Along comes Mr. Alligator, as quiet as can be..
and SNAPS that monkey out of the tree!



Craft

You will find the printable craft and instructions on page 3.
If you prefer to come to the library, we will give you a packet of
this Rhyme Time Tuesday's activities to take home.




Videos

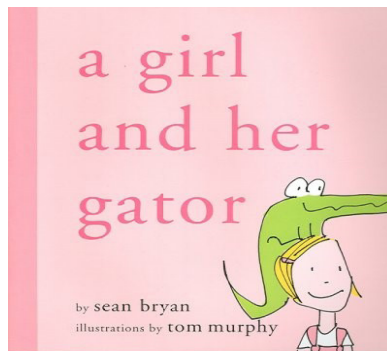
Five Little Monkeys Swinging in a Tree Presented By: The Rolling Meadows Library **Rhyme Time Tuesdays** https://youtu.be/eY_fCePCGy8

Five Little Monkeys Swinging in a Tree + lots more by #Nursery Rhymes #PuddingTV www.youtube.com/watch?v=LkgrTL3bhew


Books to Read




Alfie's Lost Sharkie
by Anna Walker




A Girl and Her Gator
by Sean Bryan



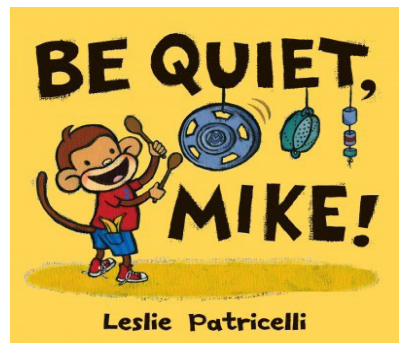
Snip Snap!
by Mara Bergman



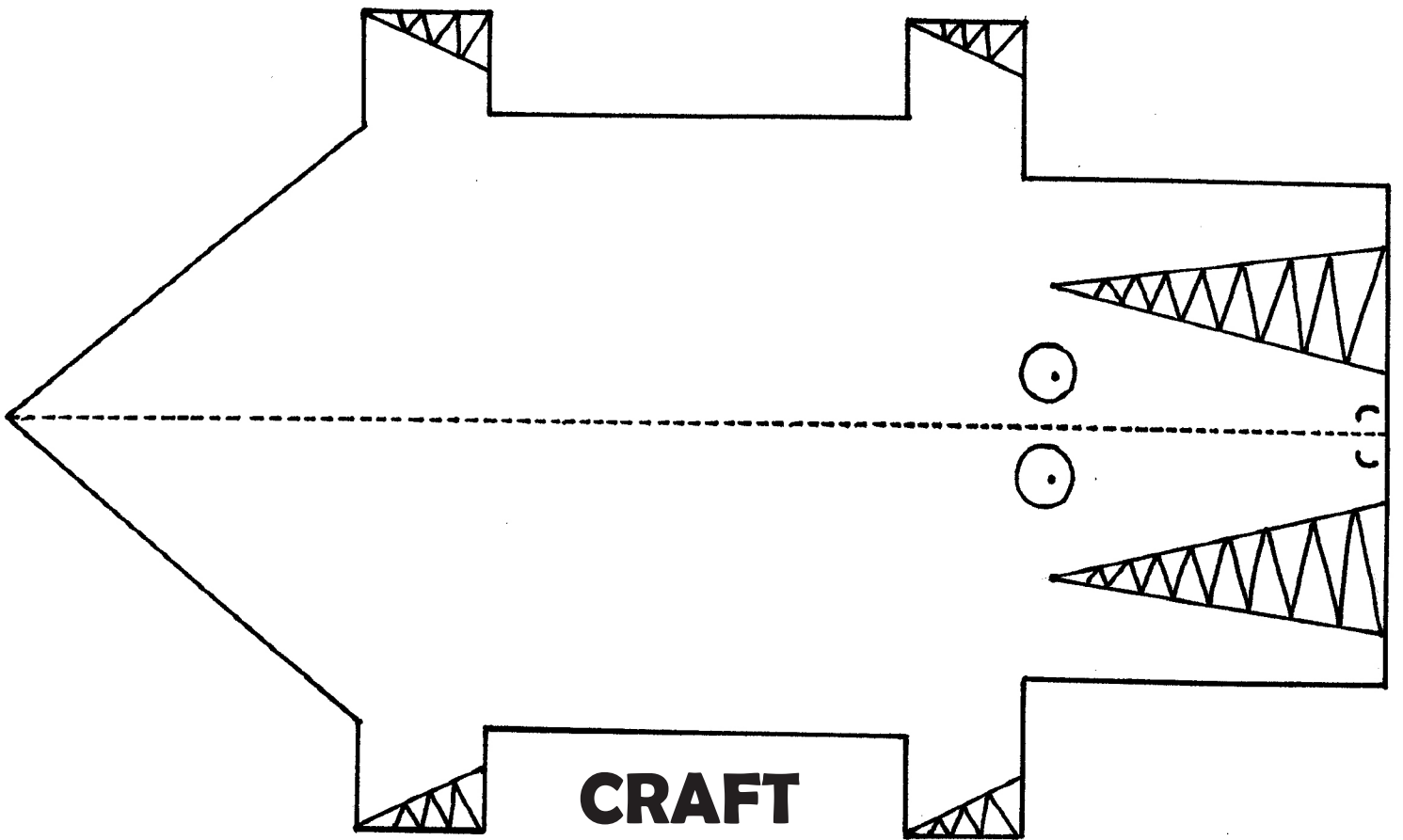
Spunky Little Monkey
by Brian Won



More and More
by Emma Dodd



Be Quiet, Mike!
by Leslie Patricelli



CRAFT

You will need:

Glue or tape
Markers or Crayons
Scissors

Instructions:

1. Color the alligator and monkey shapes.
2. Cut the alligator on the black lines.
3. Fold the alligator the dotted lines to make him stand.
4. Cut the monkeys on the black lines with the front, back and the tab all in one piece.
5. Fold on the dotted lines. Tape or glue the front of the monkey to the tab.

