



# RhymeTime Tuesdays

## I'm a Little Teapot

I'm a little teapot  
Short and stout.  
Here is my handle,  
Here is my spout.  
When I get all steamed up  
Hear me shout:  
Tip me over  
And pour me out!




I'm a very special pot  
This is true.  
Here's an example  
Of what I can do.  
I can change my handle  
And my spout.  
Tip me over  
And pour me out!

## Craft

You will find the printable craft and instructions on page 3. If you prefer, come to the library and will give you a packet of the entire Rhyme Time Tuesdays activities to take home.



1




## Videos


I'm a Little Teapot by: Rolling Meadows Library\_Rhyme Time Tuesdays  
<https://youtu.be/WJtS6yM7Y8I>

I'm a Little Teapot | Nursery Rhymes for Kids | Kindergarten Song | JunyTony  
Songs for Children <https://youtu.be/jG7cgzJ-Ofc>


## Books to Read




**Who Broke the Teapot?!**  
by Bill Slavin




**Tea Party Rules**  
by Ame Dyckman  
Illustrated by K.G. Campbell



**Here Comes Mother Goose**  
Edited by Iona Opie  
Illustrated by Rosemary Wells



**Sun and Moon  
Have a Tea Party**  
by Yumi Heo  
Illustrated by Naoko Stoop



**The Crankypants Tea Party**  
by Barbara Bottner  
Illustrated by Ale Barba



**Tea Rex**  
by Molly Idle



## CRAFT

**You will need:**  
Teapot template  
Crayons  
scissors  
glue or tape  
paper plate

**Instructions:**

1. Print the teapot template on this page
2. Color and decorate your teapot
3. Cut out your teapot
4. Fold paper plate in half (this will create a rocking motion)
5. Glue or tape Glue teapot to paper plate  
Rock and tip your teapot while you sing!

