



Once I Saw A Little Bird





Once I saw a little bird
Come hop, hop, hop;
So I cried, "Little bird,
Will you stop, stop, stop?"
And was going to the window
To say, "How do you do?"
But he shook his little tail,
And far away he flew.



Craft

You will find the printable craft and instructions on page 3. If you prefer, come to the library and we will give you a packet of these Rhyme Time Tuesdays activities to take home.





Videos


Once I Saw a Little Bird Presented By: The Rolling Meadows Library
Rhyme Time Tuesdays <https://youtu.be/FZKbwQOqUIC>

Flap Your Wings Together by Super Simple Songs
[https://www.youtube.com/watch?v=VaAR\\$Ha5G-A](https://www.youtube.com/watch?v=VaAR$Ha5G-A)

Five Little Birds by CoCoMelon Nursery Rhymes and Kids Songs
<https://www.youtube.com/watch?v=6fLTVrWU+NU>

Caitie's Classroom Live-- Birds!
https://www.youtube.com/watch?v=dQQ88w_pU5k

Books to Read




Ruby's Birds
by Maya Thompson




A House For Every Bird
by Megan Maynor




Birds
by Carme Lemniscates




Birds
by Kevin Henkes



Hooray for Birds!
by Lucy Cousins



Noisy Bird Sing-Along
by John Himmelman

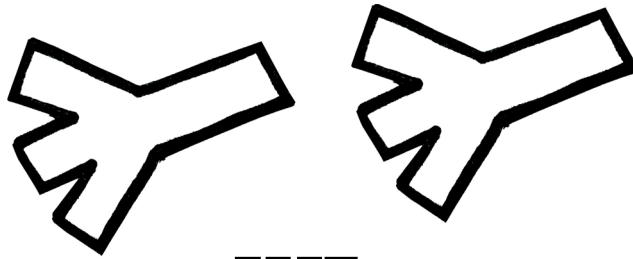



Craft

You will need:
Scissors
Glue stick
Markers

Instructions:

1. Print this page.
2. Trace your hand on the blank side of the print-out. This will be the body of your bird.
3. Draw the eye on the bird and color the bird's body, beak and feet.
4. Cut out the beak, feet and body of your bird.
5. Glue the beak and feet onto the body of the bird.



FEET



BEAK

TRACE YOUR HAND

