

RhymeTime Tuesdays



Row, Row, Row Your Boat


Row, row, row your boat,
gently down the stream,
Merrily, merrily, merrily, merrily,
life is but a dream!


Rock, rock, rock your boat,
gently down the stream,
If you see a crocodile,
don't forget to scream!

Row, row, row your boat,
gently to the shore,
If you see a lion there,
don't forget to roar!

Craft

You will find the printable craft and instructions on page 3. If you prefer, come to the library and we will give you a packet of the entire Rhyme Time Tuesdays activities to take home.






Videos


Row, Row, Row Your Boat by: Rolling Meadows Library_ Rhyme Time Tuesdays
<https://youtu.be/YonzAJDMSUw>

English: Row Row Row Your Boat | Super Simple Songs
<https://www.youtube.com/watch?v=7otAJajui8>


Books to Read




Row, Row, Row Your Boat
by Jane Cabrera




Go, Go, Pirate Boat
by Katrina Charman
Illustrated by Nick Sharratt




How It Feels To Be a Boat
by James Kwan



Little Boat
by Thomas Docherty



Little Bear's Little Boat
by Eve Bunting



Toy Boat
by Randall de Sève



CRAFT

You will need:

- Scissors
- Paper plate
- Straw
- Tape
- Markers or Crayons



Instructions:

1. Print out page 3.
2. Color a paper plate. You can make the whole plate your boat, or you can choose to use the outer rim as the water.
3. Fold the paper plate in half.
4. Color and cut the triangular sail.
5. Tape your triangular sail to a straw, then tape the straw to the paper plate.
6. If you want, color and cut the fish.
7. Glue or tape the fish to the paper plate.

