







Dogs

Story: *Harry the Dirty Dog*

To find this story go to www.rmlib.org/youth.shtml or go to the Rolling Meadows Library homepage and find the Quick Link for **Online Resources for Kids**. Here you'll find . Click on the right side under the **Use @ Home?** column.


Online Resources for Kids		
Title	Description	Use @ Home?
 Axis 360	Digital books and audiobooks primarily for children.	Yes
 Book Flx	Books come to life! This early literacy resource pairs storybooks and nonfiction eBooks.	Yes - Click here
 CultureGrams	Information on over 200 countries and territories with particular emphasis on customs, lifestyles and social conditions. Contains a World Edition, Kids' Edition, States Edition and Provinces Edition.	Yes - Click here

After clicking on BookFLIX this is the screen you will see



Then enter your library card number

You can explore from this page. To find the story *Harry and the Dirty Dog* type in Harry in the Search Box.



For more stories click or type these links into your browser:

Harry the Dirty Dog read by Betty White: <https://bit.ly/2BipQMy>

A Greyhound a Groundhog: <https://bit.ly/3dPkzsv>

Goodnight, Good Dog: <https://bit.ly/2NMeVwU>

Song: BINGO

Bring up YouTube on your browser type in **B I N G O** super simple songs or click on this link: <https://bit.ly/3P4HgwC> Be sure to sing along!

Craft: Paper Dog

Print out, cut, fold and decorate your own paper dog. Or come into the library and we will give you a packet of the entire Storytime to Go activities including the craft printed out and ready to make. You will find the craft and instructions on page 2.

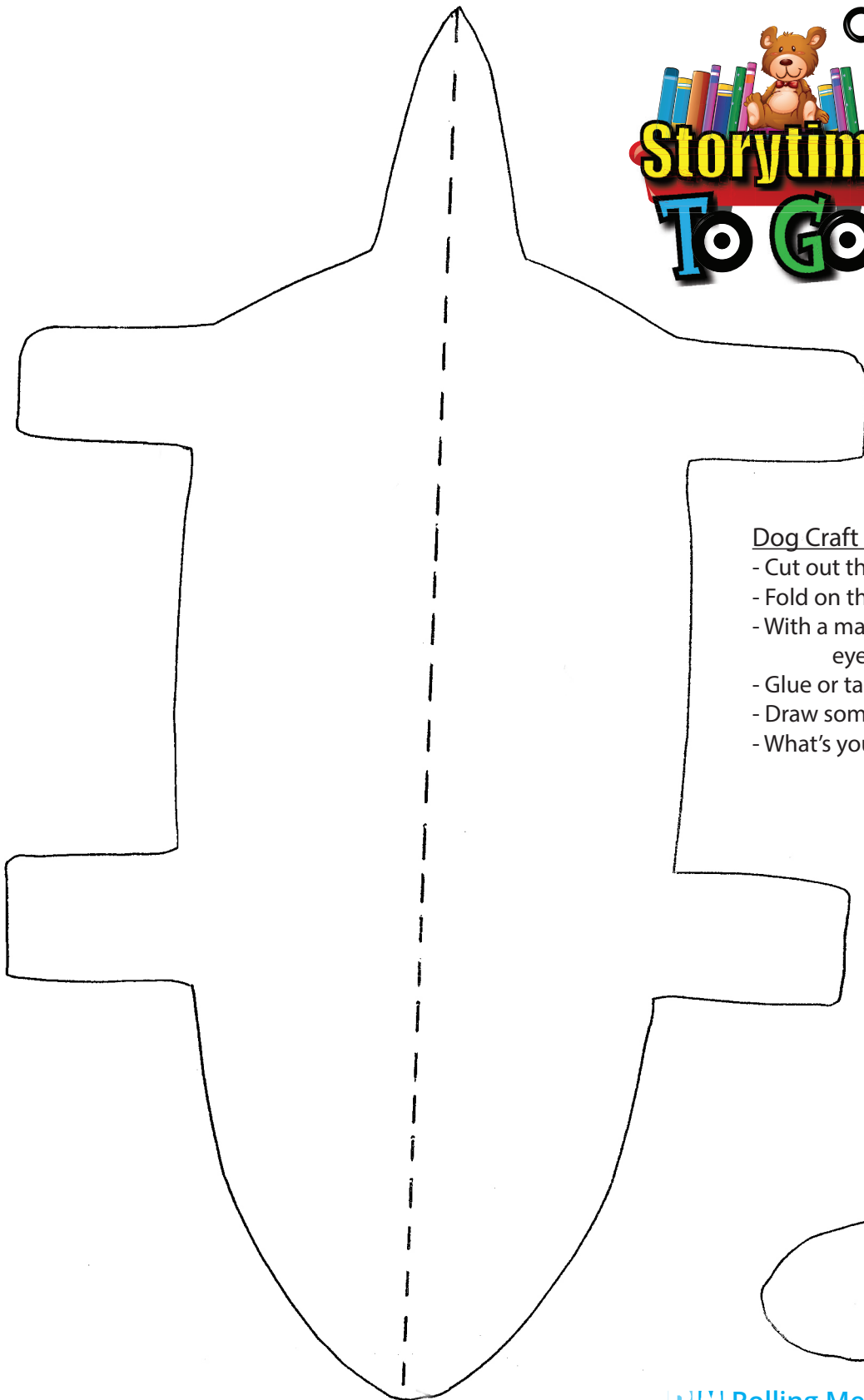
Have fun!

We will have a new *Storytime to Go* available September 1, 2022.

 Rolling Meadows Library
Youth Services
3110 Martin Lane
Rolling Meadows, IL 60008
847-259-6050 x140 • www.rmlib.org

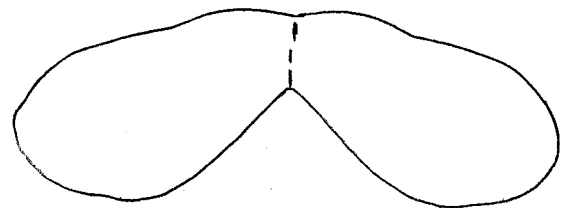



Dogs



Dog Craft Instructions:

- Cut out the dog shape and the dog ears.
- Fold on the dotted lines.
- With a marker or pen draw your dog some eyes and a nose on both sides.
- Glue or tape on the folded ears.
- Draw some spots on your dog if you'd like.
- What's your dog's name?



 Rolling Meadows Library
Youth Services

3110 Martin Lane
Rolling Meadows, IL 60008
847-259-6050 x140 • www.rmlib.org